

SAFETY INFORMATION

Keep this manual in a safe place! Do not open the device.

Repairs to the control unit may only be performed by technicians authorized by Wellcosan GmbH. Repairs performed by unauthorized personnel may result in loss of warranty. In the event of damage to the device, unplug power plug from wall socket. The power plug must also be unplugged if the device has come into contact with water or other fluids. Do not use the device in damp areas. Make sure the device is placed in a firm, safe position. Device must not be covered by other

WARRANTY

We offer a 24-month warranty on the control unit. In the event of malfunction, it may be necessary to send the device back for inspection. Please ensure that the shipping box is padded to avoid possible damage during transport. Unfortunately, no claims under the warranty can be brought for defects caused by improper shipping. Terms of warranty: Insofar as a legal warranty obligation exists, a replacement will either be provided free of charge or the manufacturer shall have the option to repair the device, under exclusion of the right of cancellation or a reduction in the purchase price. If repeated attempts to effect repair are unsuccessful, or a replacement unit also proves to be defective due to the manufacturer's fault, the customer shall be entitled to cancel the purchase or receive a reduction in the purchase price.

objects during operation. Avoid twisting or bending hoses during use and storage. Keep device away from sources of heat (e.g., direct sunlight or radiators). Device must be switched off when not in use. When not in use, please unplug the power cord. Always remove the plug from the socket before cleaning.

Exclusion of warranty: Excluded from the warranty are defects due to damage caused by the use of force, improper operation, externally applied force, or modifications and repair work performed by third parties, e.g. defects caused by incorrectly rated or short-circuited fuses, or defects attributable to normal wear and tear. Conditions of warranty: The warranty claim exists only in connection with the original proof of purchase (invoice). Please keep the proof of purchase in a safe place. Should you have any problems or questions when using the system, please do not hesitate to contact us at 06664-919642 or info@wellcosan.de.

ITEMS INCLUDED



Control unit



Compression boots



Remote control



Operating instructions



Multi-plug air hose set

TECHNICAL INFORMATION

Power output	30 W	Voltage	220–240 V	Power frequency	50–60 Hz
Pumping capacity	40 l / min	Dimensions	34 × 32 × 33 cm	Number of air chambers	8 air cushions
Weight	5 kg	Time setting / continuous operation	Up to 90 min	Number of settings	6 programs
Pressure capacity	30–240 mmHg				

LIABILITY DISCLAIMER

If you have any of the following conditions, do not use your Reboots, or do so only after consulting your doctor: decompensated heart failure, heart failure with water in the legs, inflammation of parts of the body that are being treated, known or suspected leg vein thrombosis, phlebitis and arterial disease, gangrene, dermatitis, arteriosclerosis or venous circulatory disorders, open, untreated or infected wounds and injuries, leg pain, skin lesions, acute inflammation, malignant tumors, pulmonary edema, high blood pressure, extensive thrombophlebitis, thrombosis or suspected thrombosis, erysipelas, severe uncontrolled hypertension, acute soft tissue trauma of the extremities, neuropathy or occluding lymphatic drainage processes.

Intended purpose: Reboots Recovery Tech is designed to improve your wellbeing and relaxation.

NOTE: Reboots Recovery Tech is not a medical device and is not intended for self-treatment. Please consult your doctor if you have any questions.

MANUFACTURER: Wellcosan GmbH
Hinkelhofer Straße 4, 36381 Schlüchtern, Germany
Phone: +49 (0) 66 64 / 91 96 42 | Fax: +49 (0) 66 64 / 91 96 44
info@wellcosan.de | www.wellcosan.de
© Wellcosan GmbH 2017

REBOOTS



PRIOR TO USE



1 ATTACH THE MULTI-PLUG

Plug the multi-plug into the front of the device.



2 PUT ON REBOOTS

After inserting the power plug, put on the boots and close the zippers.



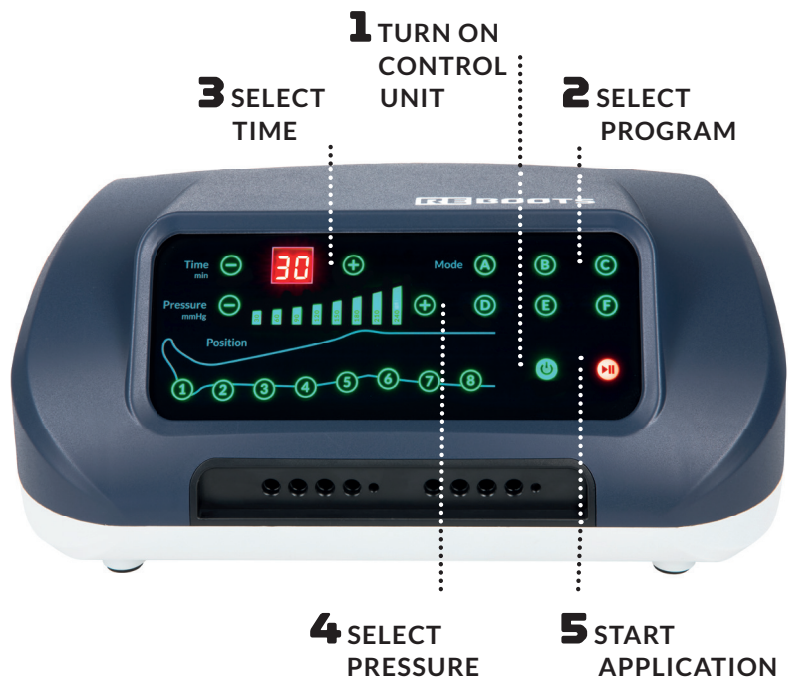
3 TURN ON CONTROL UNIT

Turn on your control unit and follow the instructions on the next page.

OPERATION

After you've plugged in the power plug, put on the cuffs and zipped up, you can set the application on the control unit.

To start a program, please follow the order indicated in the graphic below. Changes to a program can also be conveniently made using the remote control.



ATTENTION: Remove the battery protector before using remote control operation for the first time!

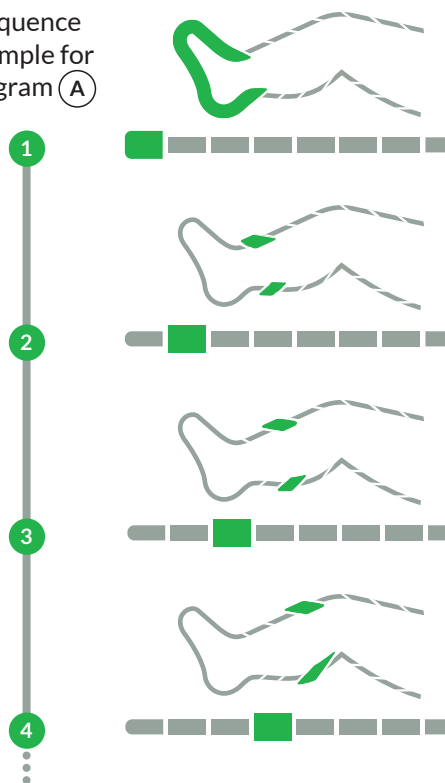
PROGRAMS

We recommend that you use your Reboots for about 30-50 minutes after taking part in sports activities, at a medium to high pressure level. As long as you feel comfortable during use, you can increase the pressure level and amount of time you use them.


You can also use your Reboots at a medium pressure level for about 10-20 minutes prior to exercising in order to prepare your muscles for the upcoming load.

We recommend that you slowly get used to the optimal application pressure for you. More doesn't always mean better: recovery use should never be uncomfortable.

Sequence Example for program (A)




(A) Flow




(B) Intense



(C) Double



(D) Impulse



(E) Intense Double



(F) Intense Flow

